

GATE VALVE

Resilient Wedge Gate Valve with Outside Screw & Yoke (OS&Y) and Non-rising Stem (NRS)



TECHNICAL DATA

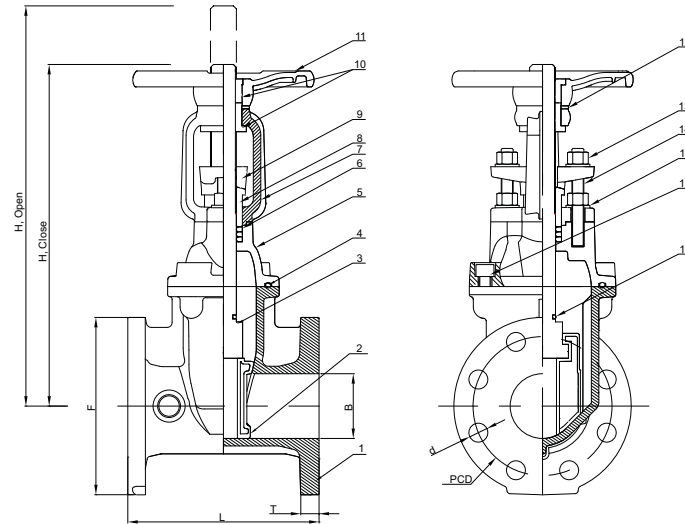
MODEL	
OS & Y type	- GVRS 300 [2" to 12"] - GVRS-16-300 [2" to 8"] - GVRS-16-250 [10" & 12"]
NRS	- GVNR 300 [2.5" to 12"] - GVNR-16-300 [2.5" to 8"] - GVNR-16-250 [10" & 12"]
MAXIMUM WORKING PRESSURE	GVRS 300, GVNR 300, - 300 PSI (21 Bar) GVRS-16-300, GVRS-16-250 GVNR-16-300, GVNR-16-250 - 232 PSI (16 Bar)
FACTORY HYDRO TEST PRESSURE	GVRS 300, GVNR 300 Shell - 600 PSI (42 Bar) Seal - 300 PSI (21 Bar) GVRS-16-300, GVRS-16-250 GVNR-16-300, GVNR-16-250 Shell - 400 PSI (24 Bar) Seal - 200 PSI (14 Bar)
SIZE	2" TO 12" 50 TO 300 MM
END CONNECTION	Flanged ANSI B16.1/ AWWA or BS EN 1092 PN16
FINISH	Red Fusion Bonded Epoxy Coated Inside and Outside
APPROVALS	UL Listed & FM Approved Manufacturing Standard AWWA C515, BS 5163
ORDERING INFORMATION	Model, Size and Flange Connection (ANSI/BS)



DESCRIPTION

HD ductile iron gate valves are available as OS&Y Type with rising stem and as NRS type with non-rising stem. Gate valves are designed to be the control valves in many of fire protection systems. Gate valves have flanged end connections either ANSI/AWWA or BS PN16. HD Gate valves are fusion bonded epoxy coated externally as well as internally. Outside screw and yoke (OS&Y) gate valves are recommended when positive shutoff and a quick visual indicator of open/closed position is required. These can be easily fitted with OS&Y Tamper switch. Gate valves are UL Listed and FM Approved.

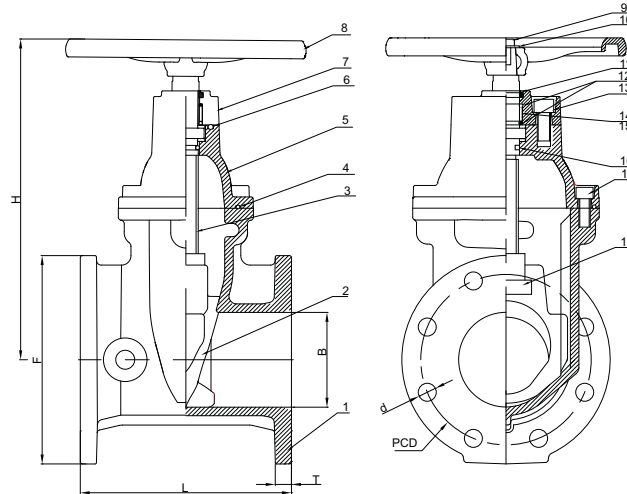
GQRS 300



Sr. No.	Description	Material
1	Valve Body	ASTM A536, 65-45-12
2	Resilient Wedge Disc	ASTM A536, 65-45-12+EPDM
3	Stem	AISI 420
4	Bonnet Gasket	EPDM
5	Bonnet	ASTM A536, 65-45-12
6	Washer	Brass Hpb59-1
7	YOKE	ASTM A536, 65-45-12
8	Stem Bushing	Brass Hpb59-1
9	Gland	ASTM A536, 65-45-12
10	Stem Nut	Brass Hpb59-1
11	Handwheel	ASTM A536, 65-45-12
12	Washer	Brass Hpb59-1
13	Gland Nut	Carbon Steel Zinc plated
14	Stud	Carbon Steel Zinc plated
15	Flat Washer	Carbon Steel Zinc plated
16	Nut	Carbon Steel Zinc plated
17	O-Ring	EPDM

Dimensions (mm)								
Inch	MM	L	H (open)	H (close)	D	D1	C	n-ø d
2"	50	178	318	370	152	120.7	16	4-ø 19.1
2.5"	65	190	343	410	178	139.7	17.5	4-ø 19.1
3"	80	203	386	468	191	152.4	19.1	8-ø 19.1
4"	100	229	436	538	229	190.5	19.1	8-ø 19.1
5"	125	254	516	640	254	215.9	19.1	8-ø 22.2
6"	150	267	576	730	279	241.3	19.1	8-ø 22.2
8"	200	292	749	950	343	298.5	22.2	8-ø 22.2
10"	250	330	904	1158	406	362	23.8	12-ø 25.4
12"	300	356	1030	1335	483	431.8	25.4	12-ø 25.4

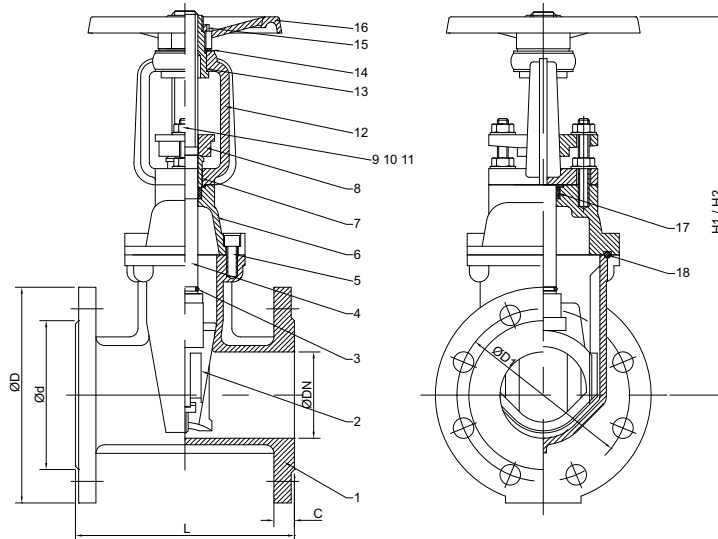
GVNR 300



Sr. No.	Description	Material
1	Valve Body	ASTM A536, 65-45-12
2	Resilient Wedge Disc	ASTM A536, 65-45-12+EPDM
3	Stem	AISI 431
4	Bonnet Gasket	EPDM
5	Bonnet	ASTM A536, 65-45-12
6	O-Ring	EPDM
7	Gland	ASTM A536, 65-45-12
8	Handwheel	ASTM A536, 65-45-12
9	Bolt	Carbon Steel Zinc plated
10	Flat Washer	Carbon Steel Zinc plated
11	Ring Wiper	EPDM
12	O-Ring	NBR
13	Nut	Carbon Steel Zinc plated
14	Axis Guide	Brass Hpb59-1
15	Washer	Brass Hpb59-1
16	O-Ring	NBR
17	Nut	Carbon Steel Zinc plated
18	Wedge Nut	Brass Hpb59-1

Dimensions (mm)								
Inch	MM	L	H (Z45X)	F (Z45XC)	D	D1	C	n-ø d
2"	50	178	254	278	152	102.7	16	4-ø 19.1
2.5"	65	190	275	300	178	139.7	17.5	4-ø 19.1
3"	80	203	301	321	191	152.4	19.1	8-ø 19.1
4"	100	229	355	375	229	190.5	19.1	8-ø 19.1
5"	125	254	393	415	254	215.9	19.1	8-ø 22.2
6"	150	267	448	455	279	241.3	19.1	8-ø 22.2
8"	200	292	548	565	343	298.5	22.2	8-ø 22.2
10"	250	330	626	636	406	362	23.8	12-ø 25.4
12"	300	356	722	722	483	431.8	25.4	12-ø 25.4

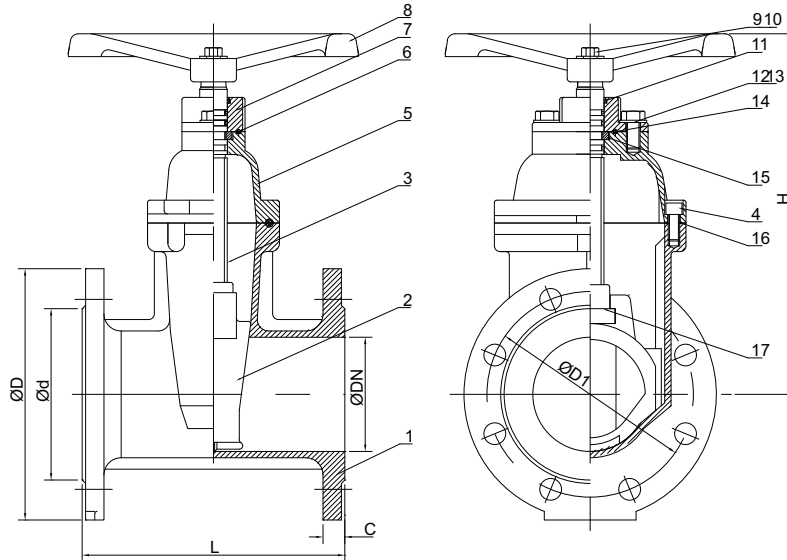
GVR-16-300 AND GVR-16-250



Sr. No.	Description	Material
1	Valve Body	EN-GJS-450-10
2	Resilient Wedge Disc	EN-GJS-450-10+EPDM
3	O-Ring	NBR
4	Stem	SS 420
5	Nut	Carbon Steel Zinc plated
6	Bonnet	EN-GJS-450-10
7	Stem Bushing	Brass Hpb59-1
8	Gland	EN-GJS-450-10
9	Flat Washer	Carbon Steel Zinc plated
10	Stud	Carbon Steel Zinc plated
11	Nut	Carbon Steel Zinc plated
12	YOKE	EN-GJS-450-10
13	Nut	Brass Hpb59-1
14	Washer	Brass Hpb59-1
15	Locknut	Carbon Steel Zinc plated
16	Handwheel	EN-GJS-450-10
17	Stem	NBR
18	Bonnet Gasket	EPDM

Size		Dimensions (mm)								
Inch	MM	L	H (open)	H (close)	D	D1	d	C	T	n-Ø d
2"	50	178	257	307	165	125	99	19	3	4-Ø 19
2.5"	65	190	305	370	185	145	118	19	3	4-Ø 19
3"	80	203	350	430	200	160	132	19	3	8-Ø 19
4"	100	229	422	522	220	180	156	19	3	8-Ø 19
5"	125	254	515	640	250	210	184	19	3	8-Ø 19
6"	150	267	563	713	285	240	211	19	3	8-Ø 23
8"	200	292	675	875	340	295	266	19	3	12-Ø 23
10"	250	330	905	1155	405	355	319	22	3	12-Ø 28
12"	300	356	1030	1330	460	410	370	24.5	4	12-Ø 28

GVNR-16-300 AND GVNR-16-250



Sr. No.	Description	Material
1	Valve Body	EN-GJS-450-10
2	Resilient Wedge Disc	EN-GJS-450-10+EPDM
3	Stem	SS 420
4	Nut	Carbon Steel Zinc plated
5	Bonnet	EN-GJS-450-10
6	O-Ring	NBR
7	Gland Stem	EN-GJS-450-10
8	Handwheel	EN-GJS-450-10
9	Bolt	Carbon Steel Zinc plated
10	Flat Washer	Carbon Steel Zinc plated
11	Ring Wiper	NBR
12	Bolt	Carbon Steel Zinc plated
13	Flat Washer	Carbon Steel Zinc plated
14	O-Ring	NBR
15	Thrust Washer	Brass Hpb59-1
16	Bonnet Gasket	EPDM
17	Wedge Nut	NBR

Size		Dimensions (mm)							
Inch	MM	L	H	D	D1	d	C	T	n-ø d
2"	50	178	257	165	125	99	19	3	4-ø 19
2.5"	65	190	305	185	145	118	19	3	4-ø 19
3"	80	203	350	200	160	132	19	3	8-ø 19
4"	100	229	422	220	180	156	19	3	8-ø 19
5"	125	254	515	250	210	184	19	3	8-ø 19
6"	150	267	563	285	240	211	19	3	8-ø 23
8"	200	292	675	340	295	266	19	3	12-ø 23
10"	250	330	905	405	355	319	22	3	12-ø 28
12"	300	356	1030	460	410	370	24.5	4	12-ø 28

LIMITED WARRANTY

HD FIRE PROTECT PVT. LTD. hereby referred to as HD FIRE warrants to the original purchaser of the fire protection products manufactured by HD FIRE and to any other person to whom such equipment is transferred, that such products will be free from defect in material and workmanship under normal use and care, for two (2) years from the date of shipment by HD FIRE. Products or Components supplied or used by HD FIRE, but manufactured by others, are warranted only to the extent of the manufacturer's warranty. No warranty is given for product or components which have been subject to misuse, improper installation, corrosion, unauthorized repair, alteration or un-maintained. HD FIRE shall not be responsible for system design errors or improper installation or inaccurate or incomplete information supplied by buyer or buyer's representatives. HD FIRE will repair or replace defective material free of charge, which is returned to our factory, transportation charge prepaid, provided after our inspection the material is found to have been defective at the time of initial shipment from our works. HD FIRE shall not be liable for any incidental or consequential loss, damage or expense arising directly or indirectly from the use of the product including damages for injury to person, damages to property and penalties resulting from any products and components manufactured by HD FIRE. HD FIRE shall not be liable for any damages or labour charges or expense in making repair or adjustment to the product. HD FIRE shall not be liable for any damages or charges sustained in the adaptation or use of its engineering data & services. In no event shall HD Fire's product liability exceed an amount equal to the sale price. The foregoing warranty is exclusive and in lieu of all other warranties and representation whether expressed, implied, oral or written, including but not limited to, any implied warranties or merchantability or fitness for a particular purpose. All such other warranties and representations are hereby cancelled.

NOTICE :

The equipment presented in this bulletin is to be installed in accordance with the latest publication standards of NFPA or other similar organisations and also with the provision of government codes or ordinances wherever applicable.
The information provided by us are to the best of our knowledge and belief, and are general guidelines only. Site handling and installation control is beyond our reach. Hence we give no guarantee for result and take no liability for damages, loss or penalties whatsoever, resulting from our suggestion, information, recommendation or damages due to our product.
Product development is a continuous programme of HD FIRE PROTECT PVT. LTD. and hence the right to modify any specification without prior notice is reserved with the company.